

# QSR-3920 Series Router Configuration Manual

**QSR-3920-08**

## Copyright

Copyright ©2020, Qtech LLC. All Rights Reserved.

No part of this manual may be reproduced or transmitted in any form or by any means without prior written consent of Qtech LLC.

QTECH is the trademark of Qtech LLC.

All other trademarks that may be mentioned in this manual are the property of their respective owners.

The information in this document is subject to change without notice. Every effort has been made in the preparation of this document to ensure accuracy of the contents, but all statements, information, and recommendations in this document do not constitute the warranty of any kind, express or implied.

## Security Statement

Important! Before powering on and starting the product, please read the security and compatibility information of the product.

## Environmental protection

This product has been designed to comply with the environmental protection requirements. The storage, use, and disposal of this product must meet the applicable national laws and regulations.

## Manual Introduction

This manual introduces all the software functions supported by QSR-3920 series router, including function configurations and monitoring and maintaining, and provides typical configuration cases.

This manual instructs the readers to use the commands by cooperating with *QSR-3920 Series Router Configuration Manual*.

## Product Versions

The corresponding product versions of the manual are as follows:

Product Name	Product Model
QSR-3920 series router	QSR-3920-08

## Audience

This documentation is intended for:




- ❖ Commissioning engineers
- ❖ Field maintenance engineers
- ❖ System maintenance engineers

### Conventions

Conventions of screen output format:

Format	Description
Screen print	Represents the output information of the screen
<b>Keywords</b> of <b>Screen print</b>	The red part represents the key information in the screen output

Conventions:



Format	Description
 <b>Note</b>	An alert that contains additional or supplementary information.
 <b>Caution</b>	An alert that calls attention to important information that if not understood or followed can result in data loss, data corruption, or damage to hardware or software.
 <b>Warning</b>	An alert that calls attention to important information that if not understood or followed can result in personal injury or device damage.

Command conventions:

Convention	Description
<b>Boldface</b>	Bold text represents commands and keywords that you enter literally as shown.
<i>Italic</i>	Italic text represents arguments that you replace with actual values.
[ ]	Square brackets enclose syntax choices (keywords or arguments) that are optional.

{ x   y   ... }	Braces enclose a set of required syntax choices separated by vertical bars, from which you select one.
[ x   y   ... ]	Square brackets enclose a set of optional syntax choices separated by vertical bars, from which you select one or none.
{ x   y   ... } *	Asterisk marked braces enclose a set of required syntax choices separated by vertical bars, from which you select at least one.
&<1-n>	The argument or keyword and argument combination before the ampersand (&) sign can be entered 1 to n times.
#	A line that starts with a pound (#) sign is comments.

The icons used in the manual and the meanings:

Icon	Description
	Represents a generic switch
	Represents a generic router

### Supporting Manuals of Product

The supporting manuals of the product:

Manual name	Overview
<i>QSR-3920 Series Router Installation Manual</i>	Describes the device hardware specifications and installation methods, guiding you to install the device
<i>QSR-3920 Series Router Configuration Manual</i>	Describes the configuration methods and configuration steps of the device software functions, providing typical cases for reference
<i>QSR-3920 Series Router Command</i>	Describes the device commands, equivalent to command dictionary, convenient for searching for the

Manual

function of each command

### Obtaining Documentation

You can access the most up-to-date QTECH product documentation on the World Wide Web at [www.qtech.ru](http://www.qtech.ru).

### Technical Support

❖ Technical supporting hotline: +7 (495) 797-33-11 \* 555

### Documentation Feedback

You can feed back your opinions and suggestions by:

- ❖ Email: [support@qtech.ru](mailto:support@qtech.ru)
- ❖ Technical hotline: +7 (495) 797-33-11 \* 555
- ❖ We appreciate your comments.

### Revision Records

The revision records describe all manual update information. The latest manual version contains all the previous manual update content.

Version	Revision Date	Revised Content
V1.0	2017-10-30	First formal release
V1.1	2018-03-15	Second formal release

#### **V1.0 (2017-10-30)**

The first formal release

#### **V1.1 (2018-03-15)**

The second formal release

